

# King Street Public School

## Stage 1

Week 9 - 6/9/21  
Home Learning  
Pack



Kind Safe

Proud Supportive



A 6x6 grid of 36 small screenshots from various video games. The games represented include Grand Theft Auto (multiple scenes of driving, shooting, and exploration), Mario Kart (racing on various tracks), Super Mario Bros. (Mario in different environments), and other titles like The Sims, The Sims 2, and The Sims 3. The screenshots show a wide variety of gameplay mechanics, environments, and characters.

What is *ONE* thing (recipe, craft or project) that you would like to learn how to make?

# Today's timetable

How's your day starting off?

## MORNING CHECK-IN

Beginning of Day Check-In

As your day begins, please complete the questions below to let me know how you're doing!

First & Last Name \_\_\_\_\_

Short answer text \_\_\_\_\_

	Monday
Check-In	Complete your check in assignment on google classroom.
Spelling	Practice saying and spelling "y as in igh" words.
Reading	Answer the questions then read your home reader
Brain break	Go to the videolink clip and listen to today's story
Writing	Lyrebird- writing activity
PBL	Making Positive Choices while Learning from Home
Mathematics	Number talk, Number of the day (34) and shape hunt activity
Geography	Classroom organisation activity
Fitness	Fitness activity
Upload	Upload your work to google classroom
Check-Out	Complete your check out assignment on google classroom.
Parents	These activities can be done in any order that suits your day

Let's get started...

End of day  
Check Out

End of Day Check-Out

As you finish your day, please complete the questions below to let me know how you did today!

First & Last Name \_\_\_\_\_

Short answer text \_\_\_\_\_

## Week 9- Green group spelling activities

Monday- Trace your words	Tuesday- Rainbow words	Wednesday- Silly writing	Thursday- Favourite colour	Friday- Pyramid writing
very				
was				
were				
cry				
try				
dry				
cried				
tried				
dried				
rectangle				
triangle				
circle				

# Spelling

**Learning Intention:** I am learning to spell my new spelling words for the week by tracing the words. I will sound them out as I write.

**Success Criteria:** I am successful when I trace over my spelling words and practise the weekly sound.

***Complete the next activity on the sheet provided in your booklet.***

# Reading

**Learning Intention:** I am learning to predict what the text may be about.

**Success Criteria:** I am successful when I can answer predictive questions.



Activity: Choose one of your books in your pack to read. Have a quick look through your book. Answer the questions before reading.

Prediction questions help the reader to suggest what their book might be about or what might happen next.

Have somebody ask you some prediction questions.

Questions that might be asked:

- Where do you think.....will go next?
- What do you think.....will say/do next?
- What do you think this book/section will be about?
- How do you think this will end?

A rectangular frame with a double-line border. At each of the four corners, there is a five-pointed star. The stars are positioned such that their points touch the inner corners of the frame.

Prediction:

Type here



QR code and Login:

[boxlibrary.com.au/login](https://boxlibrary.com.au/login)

name: kingstps

word: 2021ksps

oday's story:



Pascoe

Have a snack.

Remember to get up and  
move about as well.



# Writing

**Learning Intention:** I will be learning to: investigate and report the features of a bird.

**Success Criteria:** I will be successful when I can:

- name the bird I am investigating.
- use adjectives to describe what it looks and sounds like.
- complete a table of information about my bird.



## Resource Disclaimer

This resource was developed to support learning for remote mode students normally enrolled in distance education.

Resources are updated by the teacher to ensure currency and are not designed to be stand alone, but integrated into a blended learning environment where students' learning is supported with a range of peer to peer and teacher to student interactions. These can include interactive and collaborative technologies as well as a range of traditional communication methods such as email, phone and learning management processes.

This resource may contain distance education specific content / instructions and should be adapted and differentiated by the class teacher before distributing to meet the needs of their students and recognise their students' context.

These documents have been harvested from distance education resources on March 12, 2020 to support all teachers in providing a continuity of learning for their students in the event of student absence during this difficult time.

**The following copyright statement supersedes any reference in this document to the Part VB of the Copyright Act 1960:**

Some of this material may have been copied and communicated to you in accordance with the statutory licence in section 113P of the Copyright Act. Any further reproduction or communication of this material by you may be the subject of copyright protection under the Act. Do not remove this notice. 24/03/2020



# Writing

Investigate and record what the birds around you look like, sound like and how they behave in their environment.

You can also research online by using the internet site [www.kidcyber.com.au/](http://www.kidcyber.com.au/).




Go outside with either a camera and/or drawing pencils, and the recording sheet on the next page.

Use the recording sheet called My Investigation on the next page to guide your investigation of birds in your environment.

Photograph or sketch birds that you see.

Make notes about the birds you see around you.



My Investigation	Write notes:
<p data-bbox="247 164 625 208">Name of Bird</p> 	<hr/> <hr/>
<p data-bbox="247 467 668 492">What does it look like?</p> 	<hr/> <hr/> <hr/> <hr/>
<p data-bbox="316 768 560 831">What does it sound like?</p> 	<hr/> <hr/> <hr/> <hr/>

What is the bird doing?



Where did you  
find the bird?



One more interesting fact about this bird:

Draw a picture of your bird in the box below

A large, empty rectangular box with a thin black border, intended for drawing a bird. The box is oriented horizontally and occupies the majority of the page below the instruction text.

Have some lunch or get active!



# Week 9 - PBL Lesson

**Learning Intention:** We are learning to use our strengths while learning from home.

**Success Criteria:** I am successful when:

- I participate in the PBL lesson from home or school.
- I can identify my strengths.
- I can use my strengths to support my learning at home or school.

Please log in to your google classroom to view and complete the PBL lesson on using your strengths while learning from home.



# Number Talk

$$2 + 2$$

$$2 + 3$$

$$3 + 3$$

$$3 + 4$$

**Ask your child:**

- Solve these equations.
- How did you solve them?
- Could you use another way?



Note to Parents/Carers: Your child needs to write or show the number **12** in 9 different ways. For example,  $6 + 6$ .

All the blocks, tally marks and tens frames and counters move on this slide. If you make a mistake please use the ↶ button to undo and redo.

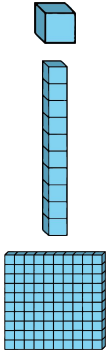
Expanded form  
e.g:  $119 = 100 + 10 + 9$

Subtraction


Is it a odd or even number

Number of the Day  
12

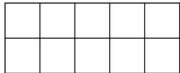
Draw using hundreds, tens and ones blocks



Tally Marks



Ten Frames



## Main Activity

Learning Intention: We are learning to identify and explain the features of 2D shapes

Success Criteria: I am successful when I:

- Can identify different 2D shapes and find examples of them around me
- Discuss and compare the features of 2D shapes

# Main Activity- Shape Hunt

Go on a shape hunt around your house and tally how many times you find each shape. Add the tally marks to find the total and list something you found that is an example of each shape.

Shape	Tally	Total	Example
Square			
Rectangle			
Triangle			
Circle			
Pentagon			
Hexagon			
Quadrilateral			

# Geography- Activity

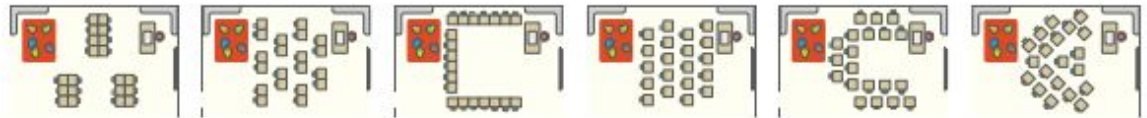
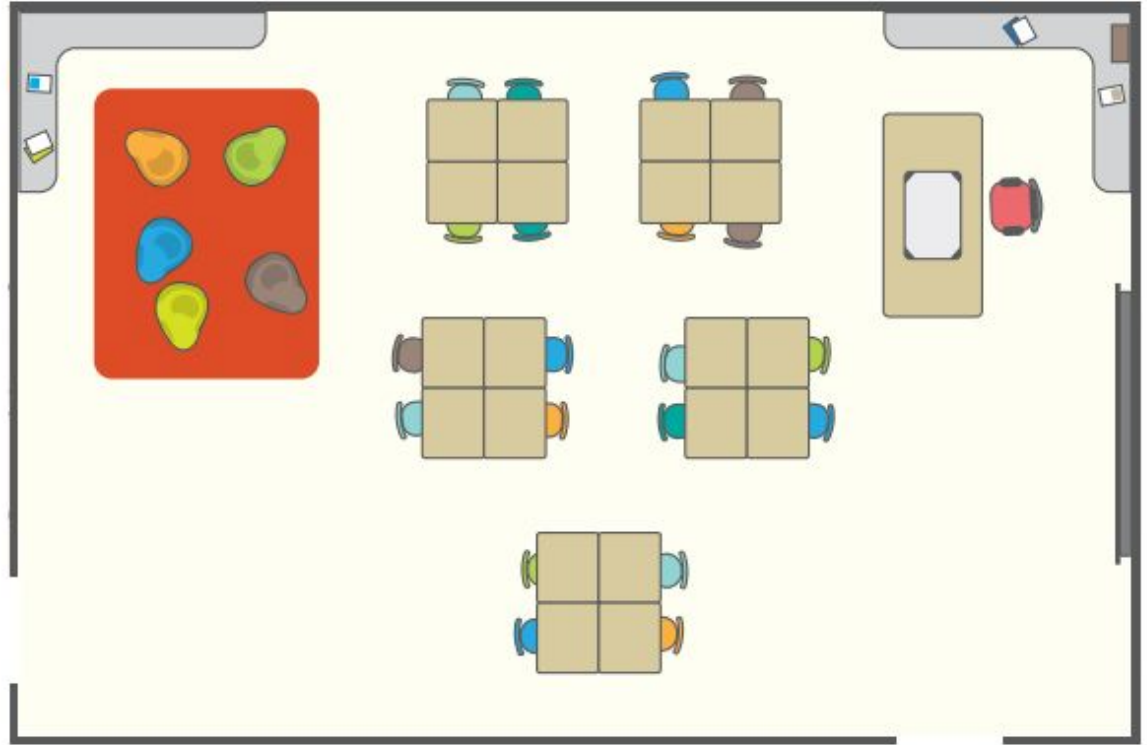
Learning Intention: We are learning how indoor spaces can be arranged to suit different purposes

Success Criteria: I am successful when I

- Think creatively about possible solutions that would suit our classroom needs
- Plan and draw a possible classroom layout that we could try when we are back at school

Just like outside places, inside places can be changed for different activities. Your classroom might look like this picture but you might change it around for other activities.

Think about things we do in our classroom, list the main activities and then draw how you would like our classroom to look! Be creative and put in as much detail as you can!



5

### Class chat.

Make a list of the activities your class does in the classroom.



Type or write here

## Class Activity List

1.

2.

3.

4.

5.

6.

7.



Draw your classroom layout design here!



# Fitness

Call out different animals and your child must dance like that animal.

