








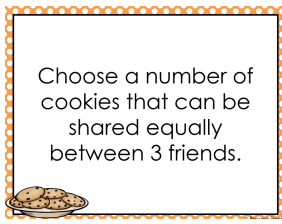









# Kindergarten Term 3 Week 9

	Monday 6/9	Tuesday 7/9	Wednesday 8/9	Thursday 9/9	Friday 10/9
<b>Fitness (15minutes)</b>	Put your favourite music on and dance.	Practise catching, rolling, kicking and bouncing a ball.	Skip, hop, jump and run to a given spot inside or outside your house.	Put on your favourite music and dance.	Skip, hop, jump and run to a given spot inside or outside your house.
<b>Morning</b>	<p><u>Make a list Monday</u> List all the animals you know in your workbook.(5 minutes/optional)</p>  <p>Listen to / watch the story I am Australian Too by Mem Fox <a href="https://memfox.com/books/im-australian-too/">https://memfox.com/books/im-australian-too/</a> How many Australian cities and towns are mentioned in the book? Where are they? With help, locate all the places in Australia on a map.</p> <p>Watch the video FR Sound by Rock 'n learn <a href="https://video.link/w/VVK5c">https://video.link/w/VVK5c</a> Complete the next page in your phonics booklet. 'fr'</p> <p>Complete the cut and paste booklet – My friend can swing.</p> <p>Choose ten of your sight words use the Say it/ Build it/ Write it sheet and your letter tiles. Choose 3 words to write in a sentence and draw a picture to match.</p>	<p><u>Tell me about it Tuesday</u> Describe what you see in the picture. Write in your workbook. (5 minutes/optional)</p>  <p>Listen to / watch the story I am Australian Too by Mem Fox again <a href="https://memfox.com/books/im-australian-too/">https://memfox.com/books/im-australian-too/</a> Complete the Family Flag worksheet. A flag can signify a place, culture or family. Create a flag that best represents your family.</p> <p>Complete the page of your quick writes worksheet. Remember to use the words around the picture in your story.</p> <p>Complete the Wellbeing worksheet - I am thankful. You can listen to the thankful song listed below for the afternoon first if you would like to.</p>	<p><u>What do you think Wednesday</u> Do you like hot or cold weather the best? Why? Complete the sentence in your workbook. I like _____ weather the best because... (5 minutes/optional)</p> <p>Watch the video SW Sound by Rock 'n learn <a href="https://video.link/w/VVK5c">https://video.link/w/VVK5c</a> Complete the next page in your phonics booklet. 'sw'</p> <p>Snowball sight words Have a parent cut out the snowball sight words. screw them up into small balls and place into a bowl. Select a ball from the bowl unwrap and say and write the word on your recording sheet. Try to find a different word for each snowball on your sheet.</p> <p>Watch and join in the video Let's learn about Syllables by Jack Hartmann <a href="https://video.link/w/pH06c">https://video.link/w/pH06c</a> Complete the Syllable Sort it Worksheet. Sort the pictures according to how many syllables are in the words.</p>	<p><u>Think about it Thursday</u> What is it? How does it work? Write in your workbooks. (5 minutes/optional)</p>  <p>Complete the flip booklet "My friend can swing". Read these sentences to a family member.</p> <p>Complete the page of your quick writes worksheet. Remember to use the words around the picture in your story.</p> <p>Watch the adjectives song Paint the Way by Grammaropolis <a href="https://video.link/w/9x06c">https://video.link/w/9x06c</a> Label the photo of our school Library on the worksheet. Remember to use adjectives (describing words).</p>	<p><u>Fabulous Friday</u> If you could design your own house what would it look like? Draw and label what your house would look like.(5 minutes/optional)</p>  <p>Complete the page of your quick writes worksheet. Remember to use the words around the picture in your story.</p> <p>Rhyming write the room. Have a parent cut the coloured rhyming pictures out and then hide them around the room or house. Use your recording sheet to find the two that match and write its name.</p> <p>Write a silly sentence that includes all of these words... BANANA, CURTAIN, DOLPHIN, SNOW and BALLOON. Now think of your own words and write some more!</p>
<b>Break</b>	Fruit Break/ Recess	Fruit Break/ Recess	Fruit Break/ Recess	Fruit Break/ Recess	Fruit Break/ Recess
<b>Middle</b>	<p>Play the Maths game Garbage, see worksheet or use the QR code to show you how to play. You will need a deck of cards, make sure you remove all picture cards.</p>  <p>Watch the video Grouping Equally by Matholiac Channel <a href="https://video.link/w/Ss06c">https://video.link/w/Ss06c</a> Using page 6 grouping to make shapes complete the activity using the paddle pop sticks as directed. Complete pages 7 to 9 exploring and drawing equal groups.</p>	<p>Play the game Building Towers. See the worksheet or use the QR code to show you how to play. You will need blocks or lego, sticky notes, a 6 sided-dice or 1-6 cards.</p>  <p>Go for a walk around your house and see how many different shapes you can find.</p>  <p>Use your worksheets in your pack to make the lady bug above by cutting and pasting then complete and answer sheet how many shapes you</p>	<p>Play the Maths game Garbage, see worksheet or use the QR code to show you how to play. You will need a deck of cards, make sure you remove all picture cards.</p>  <p>Get some pegs, seeds or other items you have at home. can you share your items into groups so they are equal shares. try to make different group numbers.</p> <p>Complete the cut and paste sharing flies worksheet between 4 frogs.</p>	<p>Play the game Building Towers. See the worksheet or use the QR code to show you how to play. You will need blocks or lego, sticky notes, a 6 sided-dice or 1-6 cards.</p>  <p>Watch the video Fair Shares by Numberjacks <a href="https://video.link/w/wt06c">https://video.link/w/wt06c</a> Have a look at this question and then draw and write what your answer might be.</p> 	<p>Play the Maths game Garbage, see worksheet or use the QR code to show you how to play. You will need a deck of cards, make sure you remove all picture cards.</p>  <p>Listen to the story Bean Thirteen by Art Felt Puppets <a href="https://video.link/w/jTu6c">https://video.link/w/jTu6c</a> Watch the video from Mrs Farrell about Teddies on Flying Carpets <a href="https://video.link/w/kX26c">https://video.link/w/kX26c</a></p> 

		used.and glue onto the bottom of your bug picture.			<p>Cut out the 20 teddies and get 10 cards (from a deck of cards) to be magic carpets. Investigate whether 20 teddies can be shared equally among the carpets. Share with your family what you discover. What do you notice about the odd numbers and even numbers?</p> 
<b>Break</b>	Lunch	Lunch	Lunch	Lunch	Lunch
<b>Afternoon</b>	<p><b>Creative Arts- Maths Sharing</b></p> <p>Watch the video Pizza at Sally's by Monica Wellington  <a href="https://video.link/w/fEu6c">https://video.link/w/fEu6c</a></p> <p>Complete the picture of the pizza by sharing the toppings equally onto each slice.</p> 	<p><b>Creative Arts - Visible Wellbeing Strength - Gratitude.</b></p> <p>Listen to the song Thankful  <a href="https://video.link/w/rEu6c">https://video.link/w/rEu6c</a></p> <p>Paint a picture of something your are thankful for or grateful for. Send a photo of your painting to your teacher.</p>	<p><b>Music with Mrs Burgess</b></p> <p>Today you are going to make homemade maracas. Follow the instructions on the worksheet. Once you have made your maracas visit the following Youtube sites to play along.            Shake, Shake, Rattle and Roll by Kindy Rock  <a href="https://video.link/w/v0h6c">https://video.link/w/v0h6c</a>            Play your instrument by Kindy Rock  <a href="https://video.link/w/Czh6c">https://video.link/w/Czh6c</a>            Play it right by Kindy Rock  <a href="https://video.link/w/j0h6c">https://video.link/w/j0h6c</a></p> <p>Send a photo of your maracas or a video of you playing your maracas to your teacher.</p> 	<p><b>Drama and Music</b></p> <p>Old Macdonald had a Farm finger puppets.</p> <p>Cut the page in half so you have the barn and the animals separate. Cut out the animals then using the instructions on the top of the page sing and act out the song.</p> <p>You can send your teacher a photo or video of you performing if you like.</p>	<p><b>Geography</b></p> <p>Watch the video about Jimmy's special place.  <a href="https://www.inquisitive.com/video/801-embarked">https://www.inquisitive.com/video/801-embarked</a></p> <p>After watching the video read and discuss with your family pages 1-4. Complete the worksheet drawing your favourite special place. Make sure you label your drawing.</p>