

fr

Name _____



freckles

1. Trace fr

fr fr fr fr fr

2. Write fr. Then draw a line from the picture to the matching word.



fr
og

y

iends

uit

own

SW

Name _____



sweater

1. Trace **sw**

sw sw sw sw

2. Write **sw**. Then draw a line from the picture to the matching word.




swamp

an

eets

eep

ing



Where do you like to swing on
things and play?

My

kind

friend

can

swing.

swing.

can

kind

My

friend

swing.

can

kind

My

friend

swing.

can

kind

My

friend

swing.

can

kind

My


friend



swim.



play.



skip.



climb.



catch.



sing.

My kind friend can swing.


My kind friend can swing.

Quick Writes

pond

catching

tadpoles



jar frogs net

Quick Writes

table

pet


dog

fell

jumped

jar

cookies



crashed

floor

Quick Writes

pigs

birthday

cake



carry



yummy

cherries

Labelling The Library- Adjectives to describe

Label the parts of our school's library using adjectives. An adjective is a word that describes the colour, shape, size and amount. Can you add any extra labels ? One has already been done for you. Remember to use your writing card to spell the words, say the words slowly and write the sounds you hear.



soft, orange seat

Name: _____

I am THANKFUL

Color all the things you are thankful for.



food



my teacher



butterflies



love



sunshine



my home



my family



books



my pets



hugs



the earth



rainbows



my friends




flowers



I am also thankful for...



syllable SORT-IT!



Sort the pictures according to how many syllables are in the word.

1

SyLLABLE



--	--	--

2

SyLLABLES




--	--	--

3

SyLLABLES



--	--	--




name: _____

snowball

sight words

Directions:

1. Find a snowball.
2. Read the word.
3. Record the word.
4. Trade for a new snowball.
5. Keep going until your paper is full of words!







can	go	is	look	my
your	or	I	am	see
a	we	the	in	and
to	like	said	you	at
it	here	come	up	me
on	this	be	into	him
saw	but	had	if	just





Name: _____

Write the Rhymes

Directions: Pick a card. Find the picture that rhymes on this page. Write the word of the rhyme next to it's rhyming picture.

purple cards

 lamp	
 nut	
 rake	
 pen	

 top	
 bone	
 bell	
 book	

hug



red



sing



can



bear



goat



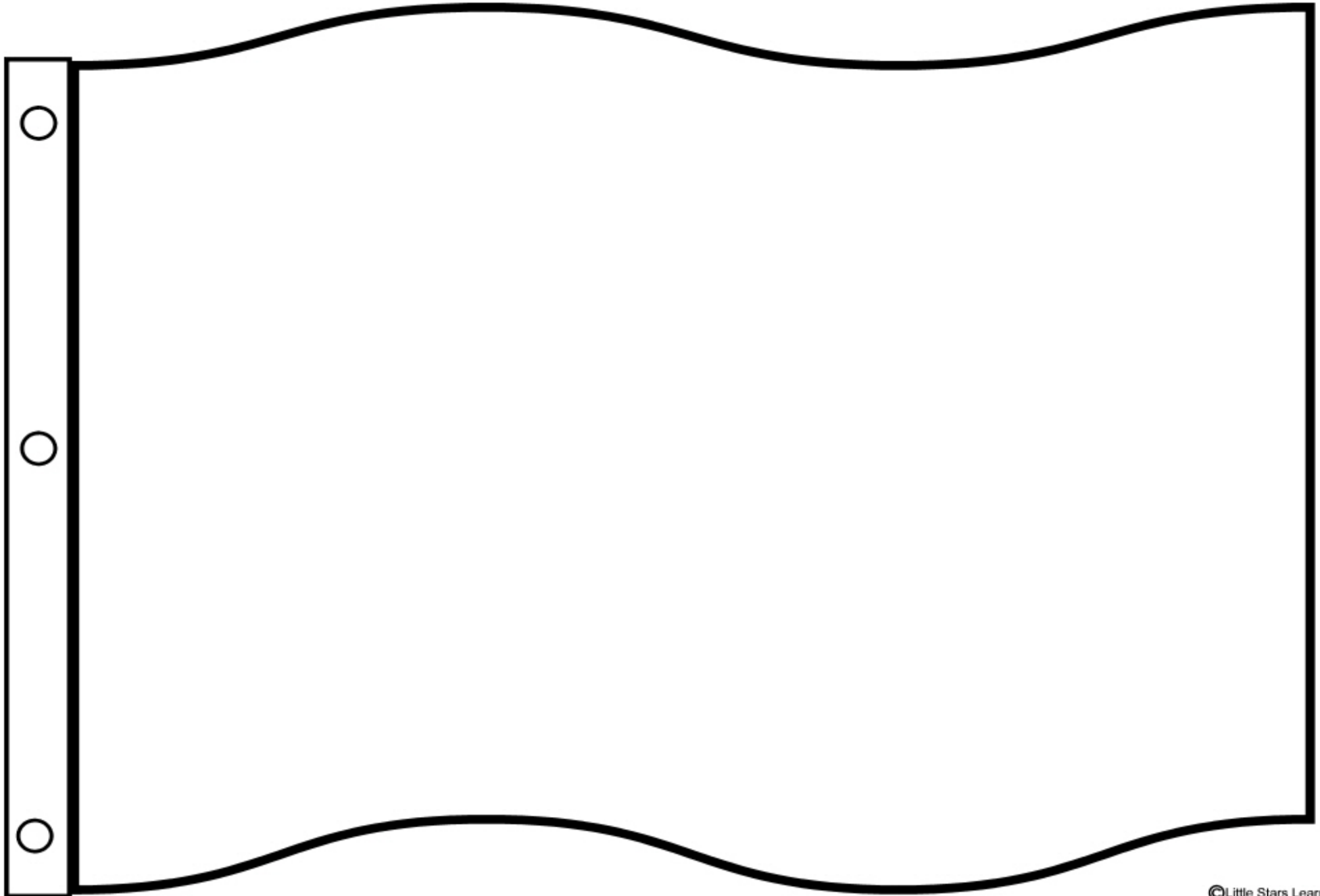
lock



call



My Family Flag



SAY IT



BUILD IT




WRITE IT






ai




oa



ie



ee



or



qu




ng



oo




ch




sh



th



ow




oi



ou



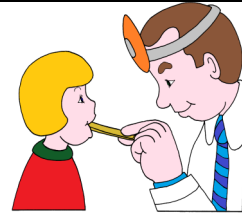
ph



ue



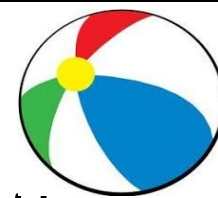
er



ar



wh



all



aw



oy



ir




ing



ay

she dad
it that
your up

little mum
he going
down play



with will
at have
you said

come was
go here
look our

is the
and for
a on

I am
went to
this can

we are
like my
in see

Sight words List

went	out	of	house
park	Are	small	farm
mother	father	home	stay
play	all	my	ride
goes	very	saw	green
some	look	that	small
truck	The	here	going
was	come	little	bike