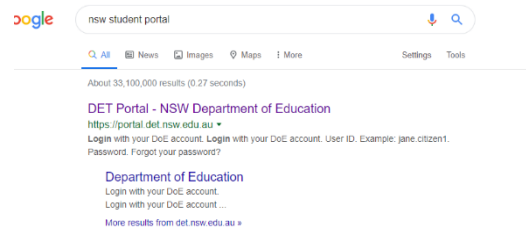
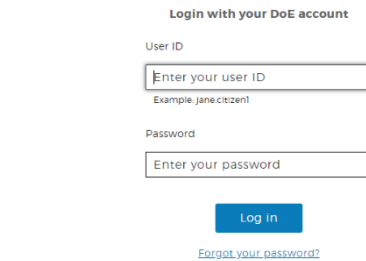


Google Classroom at home

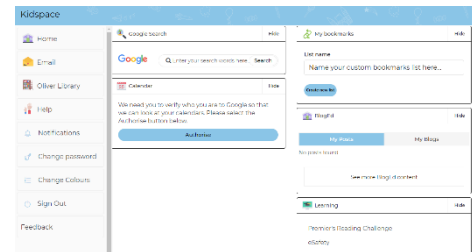
1) Search 'NSW student portal'



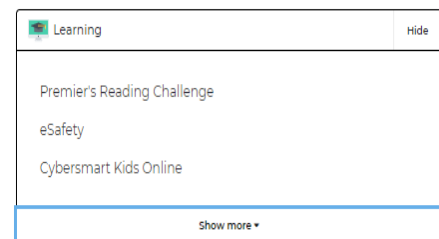
2) Log into portal using your school log on. The user name and password you use at school for computers.



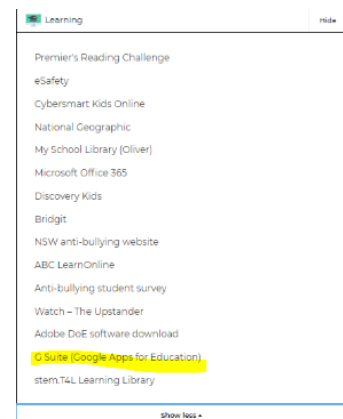
3) You will come up in the student portal



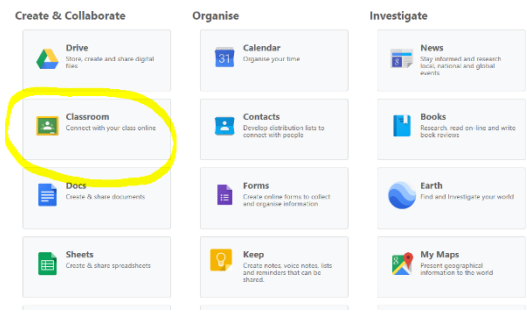
4) Scroll down the right hand side and under LEARNING select 'show more'



5) Select G Suite



6) Select Google Classroom

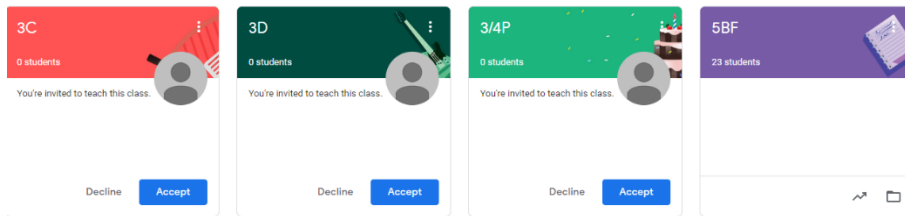


7) Skip this step if you have already logged onto your classroom before.

If you haven't added a classroom, you will need to access your student emails and click on the google classroom link provided by your teacher.

This link will take you back to your Google Classroom.

8) Select your classroom



9) Here is where you will find instructions on how to complete work given by your teacher

